

Site report 2018 Mugombwa RWANDA



Population

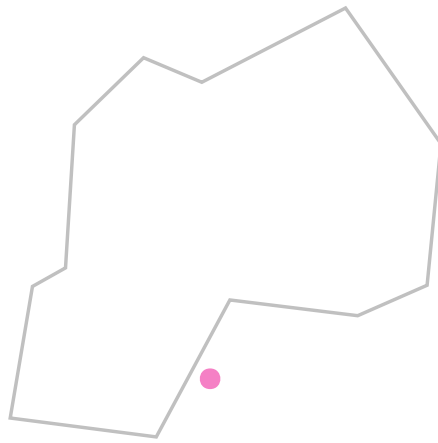
9,386 refugees

15%

Children under 5

20%

Women of reproductive age



Origin of refugees

DEMOCRATIC REPUBLIC OF THE CONG

Site opened
Feb 2014

Partners



Key Indicators

CRUDE MORTALITY RATE

0.2

Deaths/1,000 refugees/month

U5 MORTALITY RATE

0.2

Deaths/1,000 refugees/month

MATERNAL MORTALITY

0

Deaths

SKILLED BIRTH ATTENDANCE

98%

of all births

GAM

2%

Global Acute Malnutrition

SAM

0

Severe Acute Malnutrition

WATER SUPPLY

20

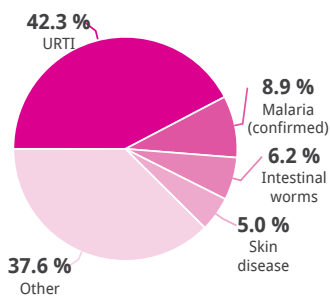
Liters/ person/ day

LATRINE COVERAGE

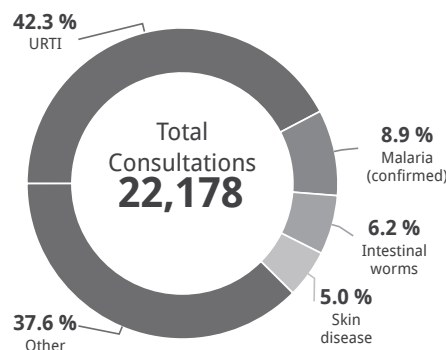
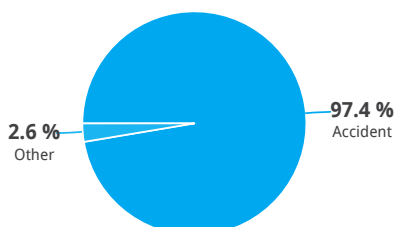
23

Refugees/communal toilets or latrines

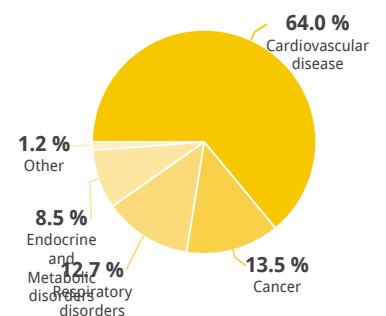
COMMUNICABLE DISEASES



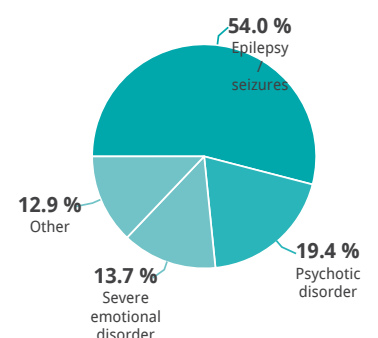
INJURIES



NON-COMMUNICABLE DISEASES



MENTAL HEALTH



Public Health

HEALTH STAFFING			MORBIDITY		
	INDICATOR	STANDARD		INDICATOR	STANDARD
Number of medical doctors	1	1 : < 50,000	✓	10	
Number of qualified nurses	8	1 : < 10,000	✓	18	
Number of community health workers	22	1 : < 1,000	✓	6	
ACCESS AND UTILIZATION			VACCINATION		
	INDICATOR	STANDARD		INDICATOR	STANDARD
Consultations per trained clinician per day	23	< 50	✓	0%	< 95%
Health utilisation rate (new visits / refugee / year)	2.4	1 - 4	✓	100%	< 95%
Proportion of host population consultations	0%		✓	No	No
MORTALITY			IN-PATIENT DEPARTMENT (IPD)		
	INDICATOR	STANDARD		INDICATOR	STANDARD
Crude Mortality Rate (CMR) (/1000/month)	0.2	< 0.75	✓	Average length of stay (days)	2.0
Under-five Mortality Rate (U5MR) (/1000/month)	0.2	< 1.5	✓	Case fatality rate	0.0
Infant Mortality Rate (IMR) (/1000 livebirths)	10.9	< 30	✓	Hospitalisation rate	81.2
Neonatal Mortality Rate (NNMR) (/1000 livebirths)	7	< 20	✓		50 - 150
OUTBREAK ALERT AND RESPONSE					
	INDICATOR	STANDARD			
Proportion of outbreaks investigated within 48 hours		100%			
Number of outbreaks reported	0				

Reproductive Health

ANTENATAL CARE			FAMILY PLANNING		
	INDICATOR	STANDARD		INDICATOR	STANDARD
Antenatal care coverage	42%	> 90%	✗	31%	≥ 30%
Coverage of antenatal tetanus vaccination	71%	> 95%	⚠	SOURCE OF CONTRACEPTIVE PREVALENCE DATA	HIS
DELIVERY CARE			SEXUAL AND GENDER-BASED VIOLENCE (SGBV)		
	INDICATOR	STANDARD		INDICATOR	STANDARD
Proportion of births attended by skilled personnel	98%	≥ 90%	✓	Total number of reported rapes	1
Proportion of births conducted by caesarean section	14%	5 - 15%	✓	Proportion of eligible rape survivors provided with PEP within 72 hours	0%
Proportion of newborn infants with low birth weight (<2500 gs) (weighed within 72 hrs)	0%	< 15%	✓	Proportion of eligible rape survivors provided with ECP within 120 hours	100%
Proportion of teenage pregnancies	1%			SEXUALLY TRANSMITTED INFECTIONS (STIS)	
Still birth rate (/ 1000 total births / month)	2			Number of genital ulcer diseases	0
Number of maternal deaths	0			Number of Pelvic Inflammatory diseases	0
Proportion of maternal deaths investigated within 48 hours		100%			

HIV/AIDS

PREVENTION & TREATMENT

	INDICATOR	STANDARD
Proportion of blood units screened for HIV		100%
Condom distribution rate	0.93	> 0.5
Proportion of TB patients tested for HIV		100%

PREVENTION & TREATMENT

	INDICATOR	STANDARD	
Number of PoCs receiving ART	64		
Proportion of HIV positive mothers who swallowed ARV during delivery		100%	✓
PMTCT coverage	99%	100%	⚠

Nutrition

NUTRITION GENERAL

	INDICATOR	STANDARD
Prevalence of global acute malnutrition (6-59 months)	2%	< 20%
Prevalence of stunting (6-59 months)	17%	< 20%
Prevalence of severe acute malnutrition (6 - 59 months)	0%	< 3%
Prevalence of anaemia in children (6-59 months)	32%	< 20%
Prevalence of anaemia in women of reproductive age (15-49 yrs)	8%	< 20%

INFANT AND YOUNG CHILD FEEDING (IYCF)

	INDICATOR	STANDARD	
Proportion of children 0-23 months who were put to the breast within one hour of birth	91%	> 80%	✓
Proportion of infants aged between 0-5 months who received only breast milk during the previous day	91%	> 70%	✓
IYCF programmes targeting pregnant and lactating women established or maintained?		Yes	

MICRONUTRIENT DEFICIENCY

	INDICATOR	STANDARD	
Percentage coverage of special nutrition product for prevention of undernutrition in young children (LNS/MNP/FPF)	88%	> 70%	✓

CMAM: SAM TREATMENT

	INDICATOR	STANDARD
Number of new severe acute admissions (6-59 months)		
Recovery rate		> 75%
Default rate		< 0%
Death rate		< 10%
Referral rate		

MAM TREATMENT

	INDICATOR	STANDARD	
Number of new moderate acute admissions (6-59 months)	17		
Recovery rate	91%	> 75%	✓
Default rate	9%	< 15%	✓
Death rate	0%	< 3%	✓
Referral rate	0%		

Water, Sanitation and Hygiene (WASH)

WATER

	INDICATOR	STANDARD	
Average number of litres of potable water available per person per day	20	< 20	✓
Proportion of households collecting >= 15 litres per person per day	100%	> 95%	✓
Number of persons of concern per water tap		< 80	
Proportion of tests at chlorinated water collection points indicating a measurable chlorine residual (>= 0.1 mg/litre) and NTU <5		> 95%	
Proportion of tests at unchlorinated water collection points showing 0 Faecal Coliforms/ 100 ml	0%	> 95%	✗
Proportion of households collecting drinking water from protected water sources only	100%	> 95%	✓
Proportion of households with sufficient daily water storage capacity	100%	> 80%	✓

WATER STAFFING

	INDICATOR	STANDARD	
Number of hygiene promoters	12	1 : < 20,000	✓

SANITATION

	INDICATOR	STANDARD	
Refugees per latrine/toilet	23	< 20	⚠
Proportion of households with drop-hole latrine or drop-hole toilet	100%		
Proportion of households report defecating in a toilet	100%	> 85%	✓
Proportion of communal latrines compliant with UNHCR standards (cleanable slabs, privacy & structural safety)	90%	> 90%	✓